



## PRESCHOOL A SPECIAL TREASURE PT 1

**Young Reader's Bible:** ½ of A Special Treasure

**Supplies:** Manna and quail cut outs, treasure box cut out.

**Main Point to Drive Home:** Even though the Israelites grumbled, God provided them Manna and Quail to eat and water to drink.

**Open:** Greet each child by name and play for three-five minutes

**Song:** (Optional) Sing a song from the boom box. If the kids are interested, create motions and invite them to dance and sing along.

### **Story Time:**

Take the bigger kids into the story room (leaving the door open and using the gate). Have them choose a carpet square to sit on for the story.

**Explain:** Last week, we learned how God split the sea so the Israelites could escape Egypt. This week, we're going to see how he provided for them after that.

**Read "A Special Treasure"** until the line "because God was there."


**Explain:** Our story doesn't say this, but the Israelites often grumbled against God. He proved time and again that he could and would provide for them, and we see that in how he gave manna, quail, and water.

### **Activity:**

Have the kids go on a scavenger hunt, gathering the manna and the quail that you've hidden around the room.

### **Craft:**

Make a treasure box to remember that God called Israel his special treasure.




**quail**




**quail**




**quail**




**quail**




**Manna**



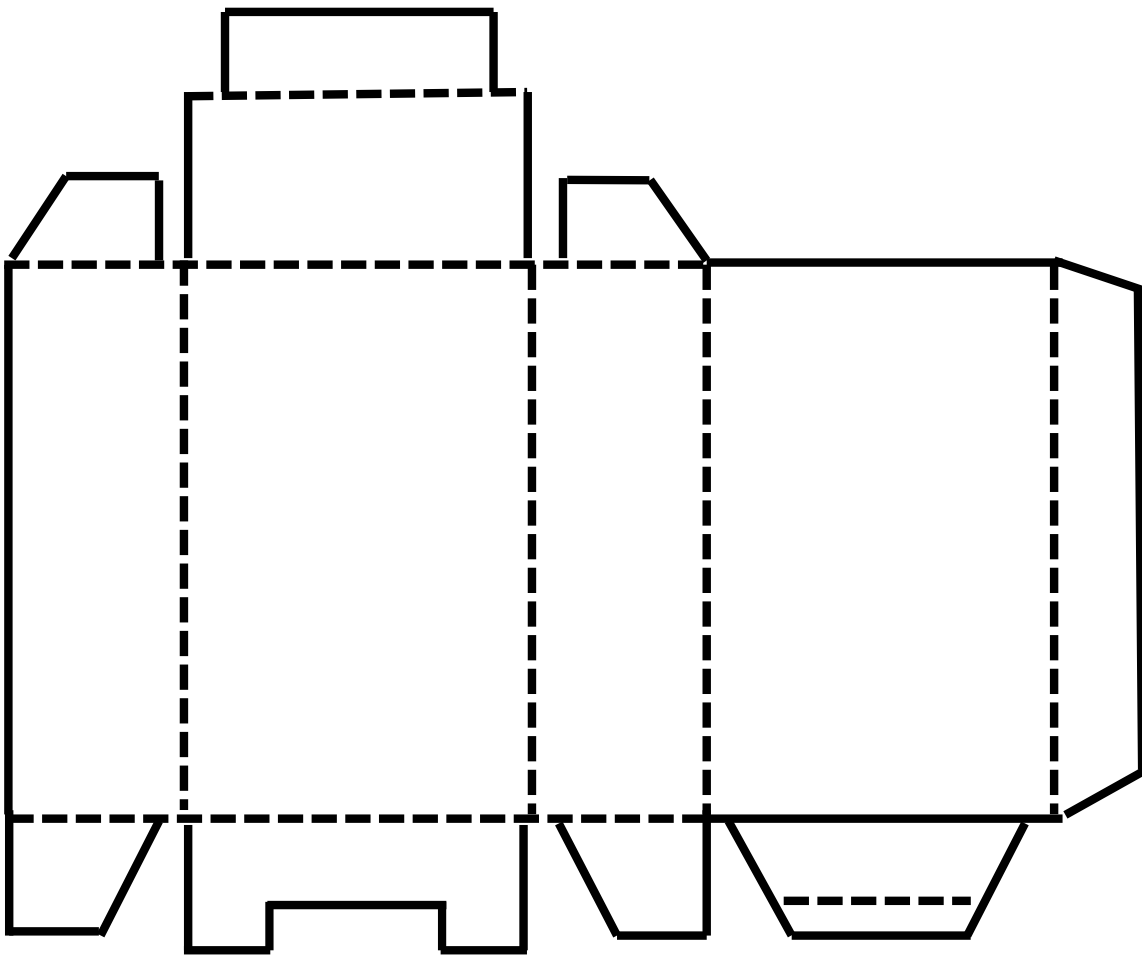
**Manna**



**Manna**



**Manna**



**Treasure chest cut out.** Cut around all the outside lines. Have the kids color the box. Then, fold back along the dotted lines to make a box. Tape or glue it together.

