



MINOR PROPHETS

ZECHARIAH

Scripture: Zechariah 3:8-9, 9:9-13, 13:7-9, 14:3-9

Open: Greet, Praises, Requests, Pray

Supplies: Ingredients for no-bake mountains ahead of time, Lego people, pool noodles.

Ask:

Who remembers which prophet we spoke about last week? (Haggai)
In the story of Haggai, the people of Israel were rebuilding the Temple. Zechariah prophesies at the same time as Haggai, and he is only about 17 years old. Zechariah is an interesting prophet because he prophesies about the coming Messiah more than any other of the minor prophets combined.

Background:

Some fast facts about Zechariah:

- He prophesies about the coming Messiah more than any other of the minor prophets combined
- He also records 10 visions in 6 chapters
- He is killed in the Temple.
- The beginning of his book is to encourage the people to finish the work of rebuilding the Temple. The end focuses on the coming King.

Explain:

Because it's Easter, we're going to spend our time in Zechariah talking about his prophesies that point to Jesus.

Read: Zechariah 3:8-9

Explain:

Zechariah often refers to Jesus as the Branch. The priest, Joshua, is representative of Jesus, whose name in Hebrew is Yeshua. Jesus took on sin and defeated it in a single day. That is what we celebrate today: that Jesus died on the cross but then he rose from the grave, defeating death and making a way for us to the Father through his death and resurrection. Now, all who believe in him can have eternal life too!

Read: Zechariah 9:9-13

Ask:

Does that sound familiar to the Easter story at all? When did the king come riding on a donkey? (Palm Sunday).

Read: Zechariah 13:7

Ask:

Jesus quotes this before his death. Can anyone remember when? He quotes it at the last supper. Peter says that he would die with Jesus and Jesus tells him that he will deny him. Then Jesus quotes this verse in Zechariah, explaining that all his disciples will scatter.

Play a Game:

Play a scattering game with a pool noodle or inflated toy.

The game will be divided into two groups. Two players will be on the "it" team, and they will be against all the others.

On the other team, make one that is the shepherd.

Of the "it" team, give one person the pool noodle. The goal of the player with the pool noodle is to strike the shepherd. Once the shepherd gets struck, all the other people on the shepherd's team must scatter. Then it becomes a normal game of tag where the two on the "it" team try to get all the others.

Explain:

When Jesus went to the cross, his disciples had scattered. Peter denied him, and everyone ran. Only John was at the foot of the cross when he died. But my favorite part about Easter is that the story isn't over. It isn't even over with the Resurrection of Jesus. One day, Jesus will return and rule the earth. Peace will reign and we that believe in Jesus will live forever with him. Zechariah also points to this day.

Read: Zechariah 14:3-9

Explain:

Jesus is coming back! He will return and I can't wait for that day. So I've made a little treat for you, since it's Easter. We're going to have the Mount of Olives. (Hand out the no-bake mountains and Lego people). Someday, Jesus will plant his feet on the Mount of Olives and it will split in two. So you can stand your Lego man upon the Mount of Olives and split them in two to remember that he is coming back. Then, you can eat the mountains!

Timeline:

Have the kids color the prophet Zechariah and place him on the timeline. He prophesied around 520 BC.

Memorize: Zechariah 14:9

Close in Prayer




Peaks You Can Eat Recipe From SheKnows.com:

2 cups sugar
½ cup butter
½ cup milk
¼ cup unsweetened cocoa powder
½ cup peanut butter
3 cups quick oats
1 tsp vanilla extract
12 medium sized cups
12 small plastic bags
Green frosting
Powdered sugar

Place the bags into the cups with a point down toward the bottom.

On a stove, heat sugar, butter, milk and cocoa powder. Stir until boiling. Boil for one minute. Remove from heat. Add peanut butter, quick oats, and vanilla extract. Stir until well combined.


Drop spoonfuls into the bags and allow to cool slightly. Once cool enough to touch and maintain shape, remove the bags and place on a cookie sheet. Once completely cool, roll the tops in powdered sugar and place green frosting around the bottoms.




Zechariah



Zechariah



Zechariah



Zechariah